




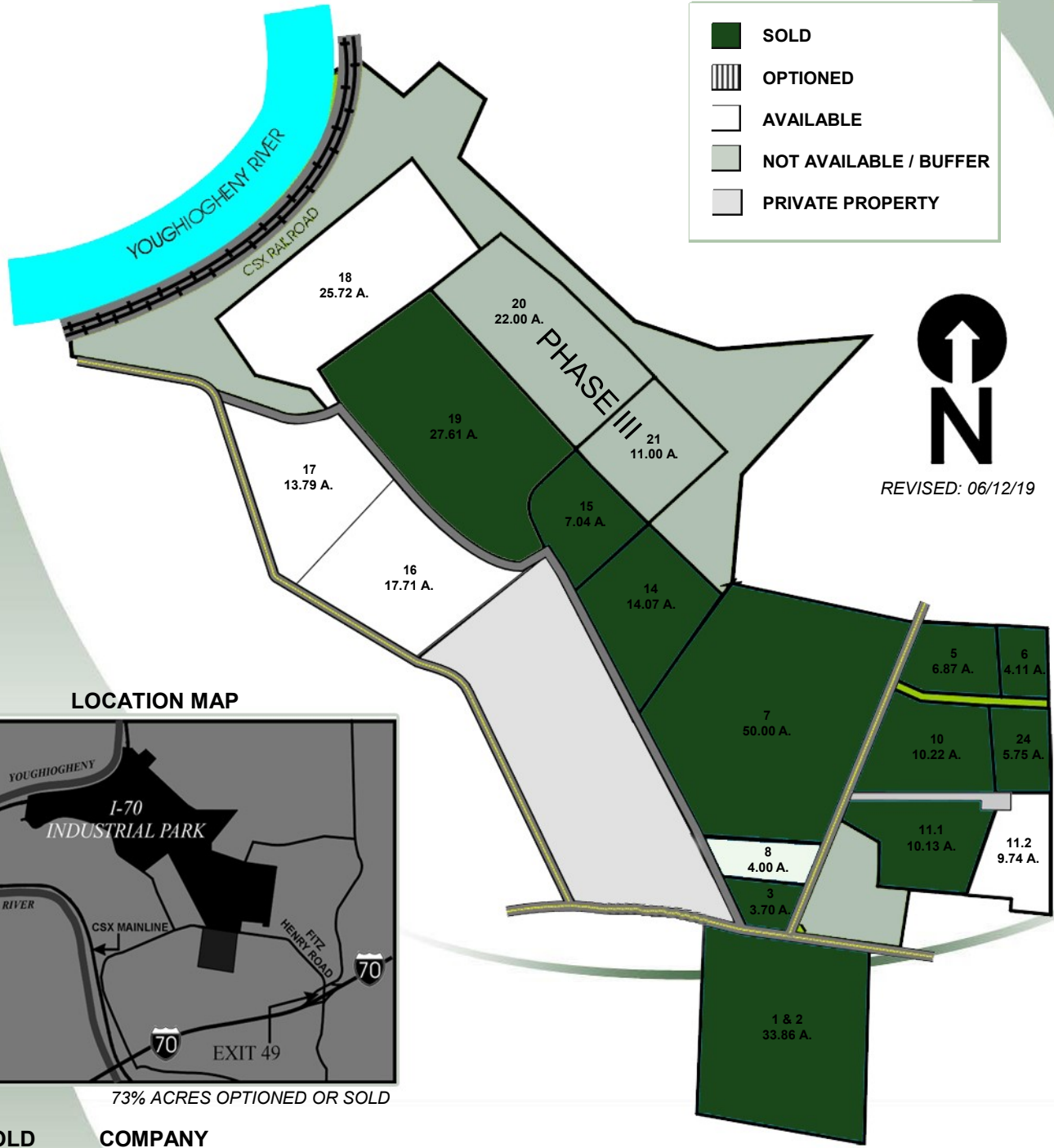


I-70 INDUSTRIAL PARK

South Huntingdon Township,
Westmoreland County, PA

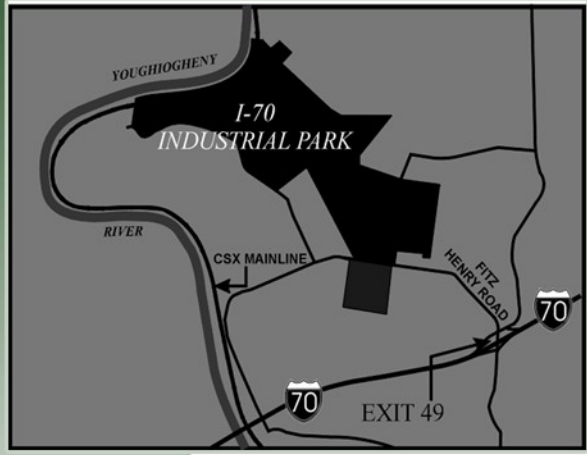
LOT STATUS

	SOLD
	OPTIONED
	AVAILABLE
	NOT AVAILABLE / BUFFER
	PRIVATE PROPERTY



REVISED: 06/12/19

LOCATION MAP



73% ACRES OPTIONED OR SOLD

LOTS SOLD

- LOT 1 & 2
- LOT 3
- LOT 5 & 6
- LOT 7 & 14
- LOT 8

- LOT 10 & 24
- LOT 11.1
- LOT 15
- LOT 19

COMPANY

- LEVIN FURNITURE COMPANY
- CONTRACTOR TRANSPORT, LLC
- GAS FIELD SPECIALISTS, INC.
- DICK'S SPORTING GOODS
- PROPERTY AVAILABLE BY PRIVATE OWNER**
- FOR LEASE OR SALE 4.0 ACRES**
- INTEGRATED PRODUCTION SERVICES, INC.
- GLADIATOR ENERGY
- TARGET DRILLING INC.
- WENDELL H. STONE COMPANY INC.



Westmoreland County Industrial Development Corporation
Fifth Floor Suite 520 40 North Pennsylvania Avenue Greensburg, PA 15601
phone 724.830.3061 fax 724.830.3611 email wcidc@wpa.net

www.westmorelandcountylidc.org

I-70 INDUSTRIAL PARK

Designated Pennsylvania Select Site



UTILITIES:

Electric: West Penn Power Company
Service: 12.5 kV Primary service (possible dual service)
Gas: Columbia Gas & Peoples Gas
Gas Line Size: 8"
Water: Municipal Authority of Westmoreland County
Water Line Size: 12' to park and inside the park
Sewage: Municipal Authority of Westmoreland County
Sanitary Sewer Capacity: 50,000 GPD

SALE/LEASE:

Sale:	1-10 Acres	\$26,000 per Acre
	10-15 Acres	\$24,500 per Acre
	15+ Acres	\$21,000 per Acre
	15+ Acres & 100 Jobs	\$20,000 per Acre

CONTACT:

Joseph D. Sisley – Marketing Director
Alicia Henry – Marketing Coordinator
(724) 830-3061
Email: wcidc@wpa.net
www.westmorelandcountycidc.org



The location and topography of this park is expected to attract warehousing, distribution and manufacturing companies.

NOTE: Information shown is purported to be from reliable sources. No representation is made to the accuracy thereof, and is submitted subject to errors, omissions, change in price, prior sale, withdrawal notice, or other conditions.



LOCATION:

Address: Glacier Drive
Smithton, PA 15479
Municipality: South Huntingdon Township
Latitude: 40° 11'
Longitude: 79° 45'

DESCRIPTION:

Total Acreage: 600 acres
Total Acreage Sold: 177.36 Acres
Total Acreage Optioned: 0 Acres
Acreage Available: 9.74 Acres (Phase I)
57.22 Acres (Phase II)
Zoned: Not Applicable
Topography: Level to gently sloping

TRANSPORTATION:

Nearest Highway: Interstate 70, Exit 49 – ¾ of a mile
PA Turnpike Exit 75, New Stanton – 8 miles
Nearest Airport: Allegheny County Airport – 15 miles
Rail Assessable: No
Closest Port: Pittsburgh

GENERAL INFORMATION:

2019 Millage Rate: South Huntingdon Twp – 115.33 Mills
Nearest Fire Company: Turkeytown VFD – 3 miles
Distance to Landfill: 4 miles